


# 06

## WASTE RECEPTACLES AND BINS

*your space always  
clean and tidy*





A photograph of a modern public restroom. The walls are covered in large, rectangular stone tiles with a natural, textured appearance. The ceiling is a dark, perforated metal grid. In the foreground, two large, stainless steel waste bins are visible. In the middle ground, there is a long, white countertop with three sinks and three stainless steel faucets. Above the sinks are three rectangular mirrors. To the right of the sinks, there are three stainless steel urinals mounted on the wall. The floor is made of large, dark stone tiles.

## WASTE RECEPTACLES AND BINS

*Quality, design, versatility and very durable for the daily management of waste.*

- Wide range of waste bins and interior containers, manufactured in various materials (steel, stainless steel, etc.) and in different finishes (white, black, bright, satin, etc.), with a modern and versatile design that makes them very easy to integrate into any toilet facility environment.
- Perfect for placing in common areas, such as offices, halls, sports facilities, shops, airports, shopping centres, etc.
- Models for installation on legs and/or on the wall (wall mounted or recessed)
- Functional design for easy maintenance
- Universal units suitable for management of nearly all types of waste

# WASTE RECEPTACLES AND BINS

*bins / with self-closing lid*



PP0080

**PP0080**  
capacity: 80 L

**PP065**  
capacity: 65 L

material: **steel**  
finish: **white epoxy**



PP0080C

**PP0080C**  
capacity: 80 L

**PP065C**  
capacity: 65 L

material: **AISI 304 stainless steel**  
finish: **bright**



PP0080CS

**PP0080CS**  
capacity: 80 L

**PP065CS**  
capacity: 65 L

material: **AISI 304 stainless steel**  
finish: **satın**



## PP0080 · PP065 · PP0080C · PP065C · PP0080CS · PP065CS COMPONENTS AND MATERIALS

- Manually activated self-closing lid
- Spring for automatic return and two rubber silencers
- Retaining system on the inside of the body to secure the disposable waste bag
- Four black thermoplastic feet to keep the bottom of the bin clear of any moisture
- Can be either free-standing or wall-mounted

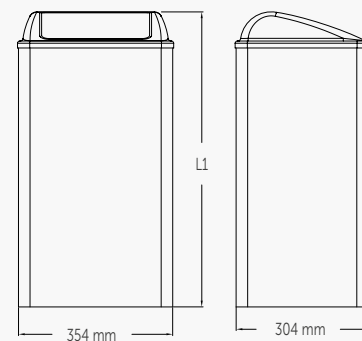
## PP0080 · PP065 · PP0080C · PP065C · PP0080CS · PP065CS TECHNICAL SPECIFICATIONS

### PP0080 · PP0080C · PP0080CS

Capacity	80 L
L1	823 mm
Body thickness	1 mm
Thickness of top	1.2 mm
Lid thickness	1 mm
Weight (empty)	9.8 Kg

### PP065 · PP065C · PP065CS

Capacity	65 L
L1	673 mm
Body thickness	1 mm
Thickness of top	1.2 mm
Lid thickness	1 mm
Weight (empty)	8.4 Kg



# WASTE RECEPTACLES AND BINS

*bins / open*



PP1080

**PP1080**  
capacity: 80 L

**PP1065**  
capacity: 65 L

material: **steel**  
finish: **white epoxy**



PP1065C

**PP1080C**  
capacity: 80 L

**PP1065C**  
capacity: 65 L

material: **AISI 304 stainless steel**  
finish: **bright**



PP1080CS

**PP1080CS**  
capacity: 80 L

**PP1065CS**  
capacity: 65 L

material: **AISI 304 stainless steel**  
finish: **satin**



## PP1080 · PP1065 · PP1080C · PP1065C · PP1080CS · PP1065CS COMPONENTS AND MATERIALS

- Retaining system on the inside of the body to secure the disposable waste bag
- Four black thermoplastic feet to keep the bottom of the bin clear of any moisture
- Can be either free-standing or wall-mounted

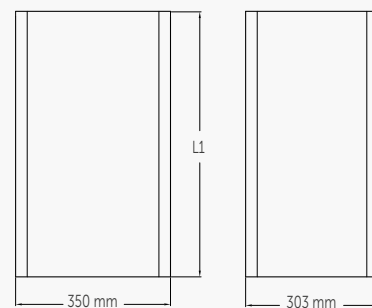
## PP1080 · PP1065 · PP1080C · PP1065C · PP1080CS · PP1065CS TECHNICAL SPECIFICATIONS

### PP1080 · PP1080C · PP1080CS

Capacity	80 L
L1	755 mm
Body thickness	1 mm
Weight (empty)	8.4 Kg

### PP1065 · PP1065C · PP1065CS

Capacity	65 L
L1	605 mm
Body thickness	1 mm
Weight (empty)	7 Kg



# WASTE RECEPTACLES AND BINS

*bins / open*



**PPA2279**  
capacity: 25 L

material: **steel**  
finish: **white epoxy**



**PPA2279B**  
capacity: 25 L

material: **steel**  
finish: **matte black epoxy**



**PPA2279C**  
capacity: 25 L

material: **AISI 304 stainless steel**  
finish: **bright**



**PPA2279CS**  
capacity: 25 L

material: **AISI 304 stainless steel**  
finish: **satin**



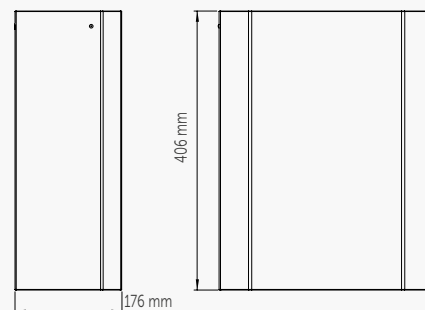
## PPA2279 · PPA2279B · PPA2279C · PPA2279CS COMPONENTS AND MATERIALS

- Can be either free-standing or wall-mounted
- Back-plate with 4 slot holes for wall mounting
- With inner swing plastic ring in black PP, to secure the disposable waste bag








## PPA2279 · PPA2279B · PPA2279C · PPA2279CS TECHNICAL SPECIFICATIONS

Capacity	25 L
Body thickness	0.8 mm
Weight (empty)	3.7 Kg



# WASTE RECEPTACLES AND BINS

*bins / sanitary napkin containers  
wall mounted with lid*

 <p><b>PPE0010CS</b> capacity: 14,2 L</p> <p>material: <b>AISI 304 stainless steel</b> finish: <b>satin</b></p>	 <p><b>PP0006*</b> capacity: 6 L</p> <p>material: <b>steel</b> finish: <b>white epoxy</b></p>	 <p><b>PP0006C*</b> capacity: 6 L</p> <p>material: <b>AISI 304 stainless steel</b> finish: <b>bright</b></p>	 <p><b>PP0006CS*</b> capacity: 6 L</p> <p>material: <b>AISI 304 stainless steel</b> finish: <b>satin</b></p>
			

\*These models are available with bag-holder

## PPE0010CS · PP0006 · PP0006C · PP0006CS COMPONENTS AND MATERIALS

### PPE0010CS

- With a self-closing cover and key to remove the waste bin
- Inner thermoplastic bin

### PP0006 · PP0006C · PP0006CS

- Free-standing or wall-mounted by two screws on the back
- The lid protrudes 3,5 mm from the body to facilitate opening. Fixed to the body by two shafts that articulate the lid

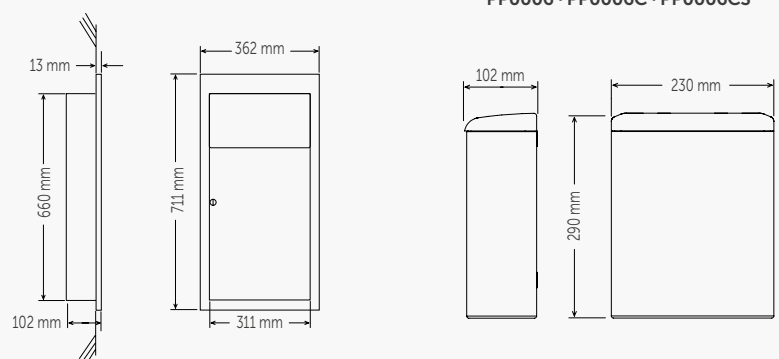
## PPE0010CS · PP0006 · PP0006S · PP0006S · PP0006CS TECHNICAL SPECIFICATIONS

### PPE0010CS

Capacity	14,2 L
Body and lid thickness	0.8 mm

### PP0006 · PP0006C · PP0006CS

Capacity	6 L
Body and lid thickness	0.8 mm
Weight (empty)	3.7 Kg



# WASTE RECEPTACLES AND BINS

*pedal-operated bins / circular*



**PP1321**  
capacity: 20 L



**PP1312**  
capacity: 12 L



**PP1305**  
capacity: 5 L



**PP1303**  
capacity: 3 L



material: **steel**  
finish: **white epoxy**



**PP1321C**  
capacity: 20 L



**PP1312C**  
capacity: 12 L



**PP1305C**  
capacity: 5 L



**PP1303C**  
capacity: 3 L



material: **AISI 430 steel**  
finish: **bright**



**PP1321CS**  
capacity: 20 L



**PP1312CS**  
capacity: 12 L



**PP1305CS**  
capacity: 5 L



**PP1303CS**  
capacity: 3 L



material: **AISI 430 steel**  
finish: **satin**

## PP1321/C/CS · PP1312/C/CS · PP1305/C/CS · PP1303/C/CS COMPONENTS AND MATERIALS

- Circular body
- Quiet and odour-preventing lid
- Inner polypropylene bin with metal handle
- Handle in the upper part to facilitate the transport of the receptacle
- Black thermoplastic non-slip pedal
- Black plastic non-slip base which keeps the bottom of the receptacle moisture-free

## PP1321/C/CS · PP1312/C/CS · PP1305/C/CS · PP1303/C/CS TECHNICAL SPECIFICATIONS

### PP1321 · PP1321C · PP1321CS

Capacity	20 L
Weight	5.2 Kg
L1	600 mm
LØ	250 mm

### PP1305 · PP1305C · PP1305CS

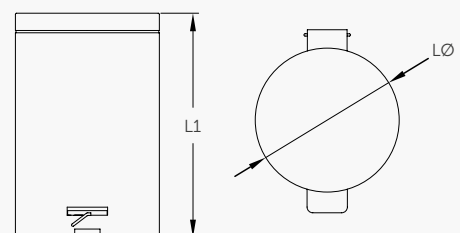
Capacity	5 L
Weight	1.1 Kg
L1	325 mm
LØ	210 mm

### PP1312 · PP1312C · PP1312CS

Capacity	12 L
Weight	3.4 Kg
L1	390 mm
LØ	250 mm

### PP1303 · PP1303C · PP1303CS


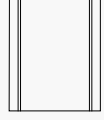

Capacity	3 L
Weight	0.9 Kg
L1	260 mm
LØ	170 mm







# WASTE RECEPTACLES AND BINS

*bins / table*

MODEL	SURFACE AREA		MATERIAL / FINISH				CAPACITY				SUITABLE FOR				
	Self-closing lid	Open	Steel white epoxy	Steel matte black epoxy	304 Stainless steel bright	304 Stainless steel satin	80 L	65 L	25 L	14,2 L	Offices, official organizations, schools and similars	Hospitals and Health Centres facilities, elderly care homes and similars	Airports, shopping malls and similars	Gyms and Sport centres and similar	Hotels and other accommodation
	PP0080	●	●				●				●	●	●		
	PP0080C	●				●	●				●	●	●	●	
	PP0080CS	●					●				●	●	●	●	
	PP0065	●		●				●			●	●	●		●
	PP0065C	●				●		●			●	●	●	●	●
	PP0065CS	●					●	●			●	●	●	●	●
	PPA2279		●	●					●		●	●	●		●
	PPA2279B		●		●				●		●	●	●		●
	PPA2279C		●			●			●		●	●	●	●	●
	PPA2279CS		●				●		●		●	●	●	●	●
	PP1080		●	●			●				●	●	●		
	PP1080C		●			●	●				●	●	●	●	
	PP1080CS		●				●				●	●	●	●	
	PP1065		●	●				●			●	●	●		●
	PP1065C		●			●		●			●	●	●	●	●
	PP1065CS		●				●	●			●	●	●	●	●
	PPE0010CS	●					●			●	●				●

# WASTE RECEPTACLES AND BINS

*other receptacles / table*

MODEL	LID OPENING		MATERIAL / FINISH					CAPACITY					SUITABLE FOR				MODEL			
	By pedal	Manual	Steel epoxy white	AISI 304 stainless steel bright	AISI 304 stainless steel satin	AISI 430 steel epoxy white	AISI 430 steel bright	AISI 430 steel satin	20 L	12 L	6 L	5 L	3 L	Offices, official organizations, schools and similars	Hospitals and Health Centres facilities, edery care homes and similars	Airports, shopping malls and similars		Gyms and Sport centres and similar	Hotels and other accomodation	
	PP0006	●	●							●				●	●	●		●	PP0006	
	PP0006C		●		●						●			●	●	●	●	●	●	PP0006C
	PP0006CS		●			●					●			●	●	●	●	●	●	PP0006CS
	PP1303	●					●						●	●	●	●		●	PP1303	
	PP1303C	●						●					●	●	●	●	●	●	●	PP1303C
	PP1303CS	●										●	●	●	●	●	●	●	●	PP1303CS
	PP1305	●					●				●			●	●	●		●	PP1305	
	PP1305C	●						●				●		●	●	●	●	●	●	PP1305C
	PP1305CS	●										●		●	●	●	●	●	●	PP1305CS
	PP1312	●					●			●				●	●	●		●	PP1312	
	PP1312C	●						●		●				●	●	●	●	●	●	PP1312C
	PP1312CS	●							●	●				●	●	●	●	●	●	PP1312CS
	PP13121	●					●				●			●	●	●		●	PP13121	
	PP13121C	●						●		●				●	●	●	●	●	●	PP13121C
	PP13121CS	●							●	●				●	●	●	●	●	●	PP13121CS