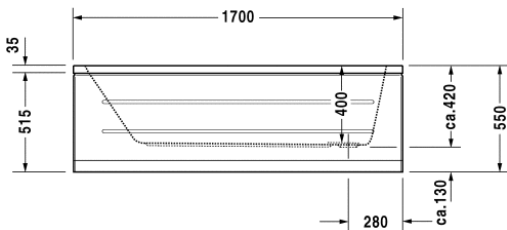
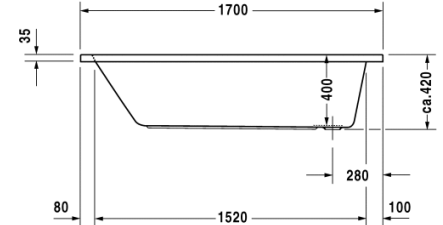
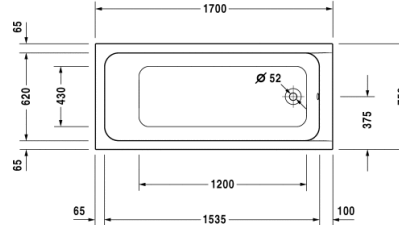


Bathtub # 70010000000000 / 740100002001000

|< 1700 mm >|

D-Code



Bathtub	Dimension	Weight	Order number
rectangle, built-in, outlet in foot area, 4 mm sanitary acrylic			
Colors			
00 White Alpin			
Variant			
Basic model	1700 x 750 mm	20,000 kg	700100000000000
Jet-System	1700 x 750 mm	-	740100002001000
Accessory for bath- and whirltub			
Bathtub anchors	-	-	790125
Rubber profile	-	-	790126
Accessory for bathtub			
Support frame for D-Code bathtubs	-	-	790127
Cable-driven waste and overflow for outlet sidewise, chrome	-	-	790225
Support for # 700100	-	-	790474
D-Code front panel 1700 mm	-	2,800 kg	701027
D-Code side panel 750 mm right	-	1,500 kg	701032
D-Code side panel 750 mm left	-	1,500 kg	701036
Tub cover, 750 x 425 mm, (white -00, anthracite -68), 2 pcs.	-	-	791824
Tub cover, 750 x 425 mm, (white -00, anthracite -68), with cut-out for hand shower tube, 2 pcs.	-	-	791825
Accessory for whirltub			
D-Code front panel for whirltubs 1700 mm	-	2,800 kg	703014
D-Code side panel for whirltubs 750 mm right	-	1,500 kg	703017
D-Code side panel for whirltubs 750 mm left	-	1,500 kg	703020

All drawings contain the necessary measurements which are subject to standard tolerances. They are stated in mm and are non-binding. Exact measurements, in particular for customised installation scenarios, can only be taken from the finished ceramic piece.

REMINDER:	Pipe flushing must be done before faucets are installed. Failure to do so voids the warranty.
	Do not use cleaners containing abrasive cleansers, ammonia, bleach, acids, waxes, alcohol, solvents or other products not recommended for chrome.
	All information is for reference only, installation shall always be based on the actual product delivered.